

Seventh Edition

Principles of
Economics

N. Gregory Mankiw



Wojciech Gerson (1831-1901)

CHAPTER
26

**Saving, Investment,
and the
Financial System**

In this chapter, look for the answers to these questions

- What are the main types of financial institutions in the U.S. economy, and what is their function?
- What are the three kinds of saving?
- What's the difference between saving and investment?
- How does the financial system coordinate saving and investment?
- How do govt policies affect saving, investment, and the interest rate?

Financial Institutions

- The **financial system**: the group of institutions that helps match the saving of one person with the investment of another.
- **Financial markets**: institutions through which savers can directly provide funds to borrowers.
Examples:
 - The bond market.
A **bond** is a certificate of indebtedness.
 - The stock market.
A **stock** is a claim to partial ownership in a firm.

Financial Institutions

- **Financial intermediaries:** institutions through which savers can indirectly provide funds to borrowers. Examples:
 - Banks
 - **Mutual funds** – institutions that sell shares to the public and use the proceeds to buy portfolios of stocks and bonds

Different Kinds of Saving

Private saving

= The portion of households' income that is not used for consumption or paying taxes

$$= Y - T - C$$

Public saving

= Tax revenue less government spending

$$= T - G$$

National Saving

National saving

= private saving + public saving

$$= (Y - T - C) + (T - G)$$

$$= Y - C - G$$

= the portion of national income that is not used for consumption or government purchases

Saving and Investment

Recall the national income accounting identity:

$$Y = C + I + G + NX$$

For the rest of this chapter, focus on the closed economy case:

$$Y = C + I + G$$

Solve for **I**:

$$I = Y - C - G = \underbrace{(Y - T - C)}_{\text{national saving}} + (T - G)$$

Saving = investment in a closed economy

Budget Deficits and Surpluses

Budget surplus

= an excess of tax revenue over govt spending

= $T - G$

= public saving

Budget deficit

= a shortfall of tax revenue from govt spending

= $G - T$

= $-(\text{public saving})$

ACTIVE LEARNING 1

A. Calculations

- Suppose GDP equals \$10 trillion, consumption equals \$6.5 trillion, the government spends \$2 trillion and has a budget deficit of \$300 billion.
- Find public saving, taxes, private saving, national saving, and investment.

ACTIVE LEARNING 1

Answers, part A

Given:

$$Y = 10.0, \quad C = 6.5, \quad G = 2.0, \quad G - T = 0.3$$

$$\text{Public saving} = T - G = -0.3$$

$$\text{Taxes: } T = G - 0.3 = 1.7$$

$$\text{Private saving} = Y - T - C = 10 - 1.7 - 6.5 = 1.8$$

$$\text{National saving} = Y - C - G = 10 - 6.5 = 3.5 = 1.5$$

$$\text{Investment} = \text{national saving} = 1.5$$

ACTIVE LEARNING 1

B. How a tax cut affects saving

- Use the numbers from the preceding exercise, but suppose now that the government cuts taxes by \$200 billion.
- In each of the following two scenarios, determine what happens to public saving, private saving, national saving, and investment.
 1. Consumers save the full proceeds of the tax cut.
 2. Consumers save $\frac{1}{4}$ of the tax cut and spend the other $\frac{3}{4}$.

ACTIVE LEARNING 1

Answers, part B

In both scenarios, public saving falls by \$200 billion, and the budget deficit rises from \$300 billion to \$500 billion.

1. If consumers save the full \$200 billion, national saving is unchanged, so investment is unchanged.
2. If consumers save \$50 billion and spend \$150 billion, then national saving and investment each fall by \$150 billion.

ACTIVE LEARNING 1

C. Discussion questions

The two scenarios from this exercise were:

1. Consumers save the full proceeds of the tax cut.
 2. Consumers save $\frac{1}{4}$ of the tax cut and spend the other $\frac{3}{4}$.
- Which of these two scenarios do you think is more realistic?
 - Why is this question important?

The Meaning of Saving and Investment

- **Private saving** is the income remaining after households pay their taxes and pay for consumption.
- Examples of what households do with saving:
 - Buy corporate bonds or equities
 - Purchase a certificate of deposit at the bank
 - Buy shares of a mutual fund
 - Let accumulate in saving or checking accounts

The Meaning of Saving and Investment

- **Investment** is the purchase of new capital.
- Examples of investment:
 - General Motors spends \$250 million to build a new factory in Flint, Michigan.
 - You buy \$5000 worth of computer equipment for your business.
 - Your parents spend \$300,000 to have a new house built.

Remember: In economics, investment is NOT the purchase of stocks and bonds!

The Market for Loanable Funds

- A supply–demand model of the financial system
- Helps us understand:
 - how the financial system coordinates saving & investment.
 - how govt policies and other factors affect saving, investment, the interest rate.

The Market for Loanable Funds

Assume: only one financial market

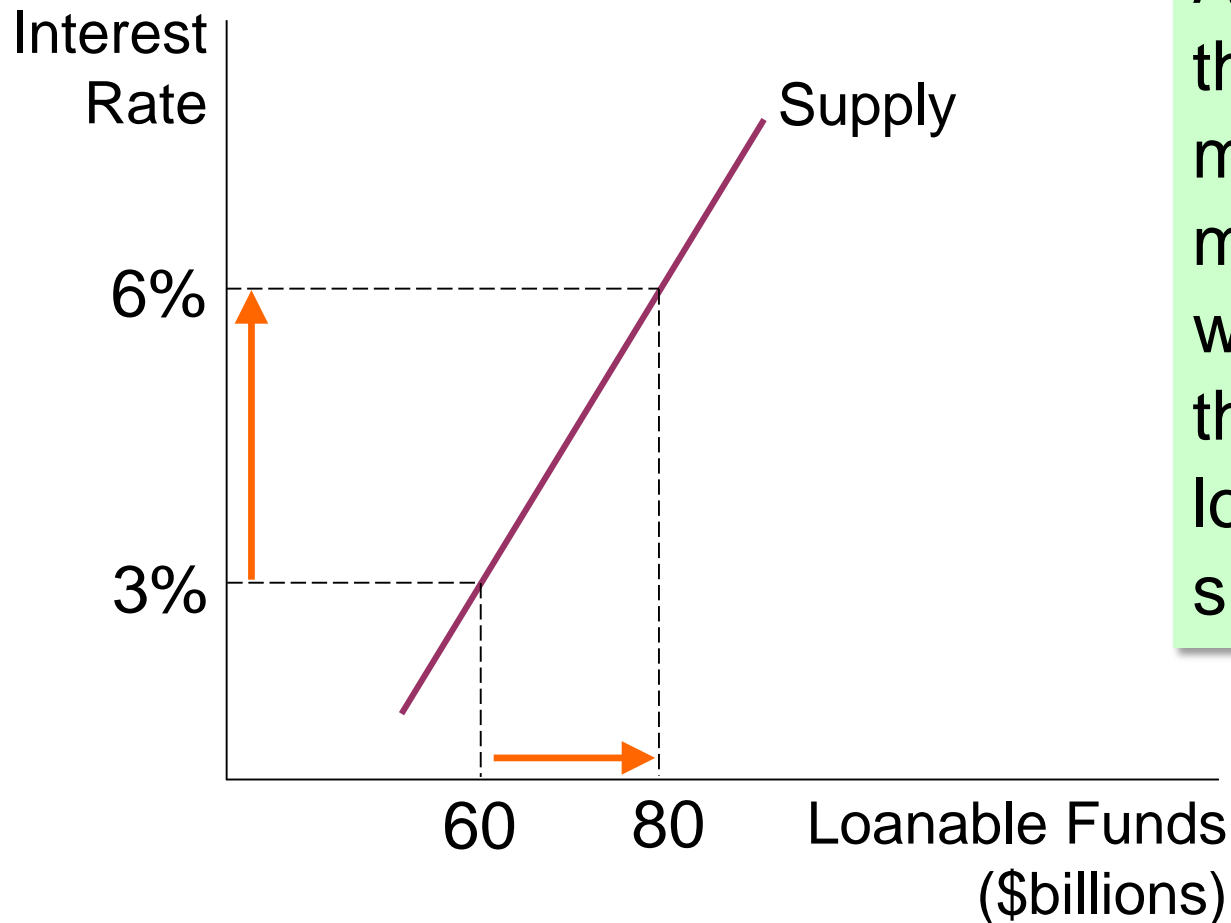
- All savers deposit their saving in this market.
- All borrowers take out loans from this market.
- There is one interest rate, which is both the return to saving and the cost of borrowing.

The Market for Loanable Funds

The supply of loanable funds comes from saving:

- Households with extra income can loan it out and earn interest.
- Public saving, if positive, adds to national saving and the supply of loanable funds.
If negative, it reduces national saving and the supply of loanable funds.

The Slope of the Supply Curve



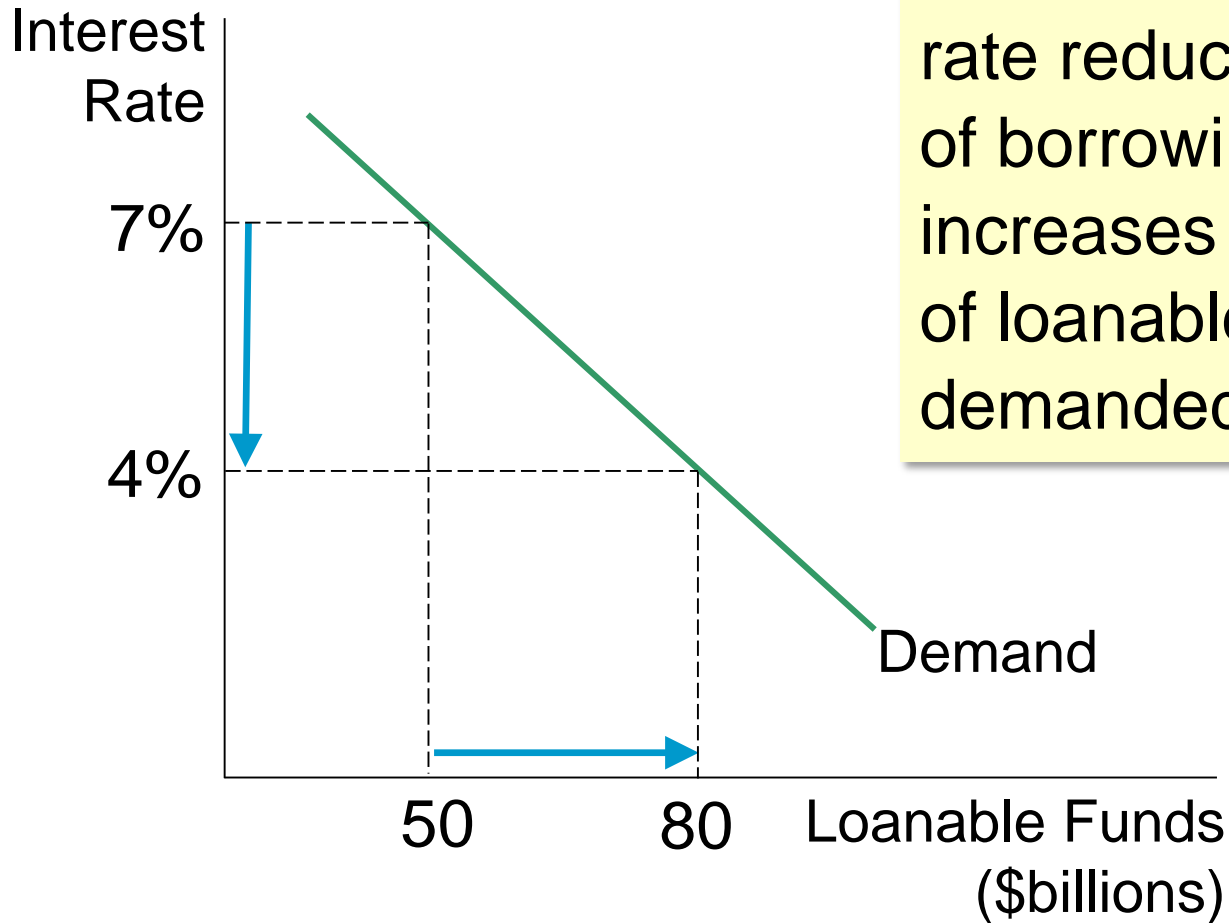
An increase in the interest rate makes saving more attractive, which increases the quantity of loanable funds supplied.

The Market for Loanable Funds

The demand for loanable funds comes from investment:

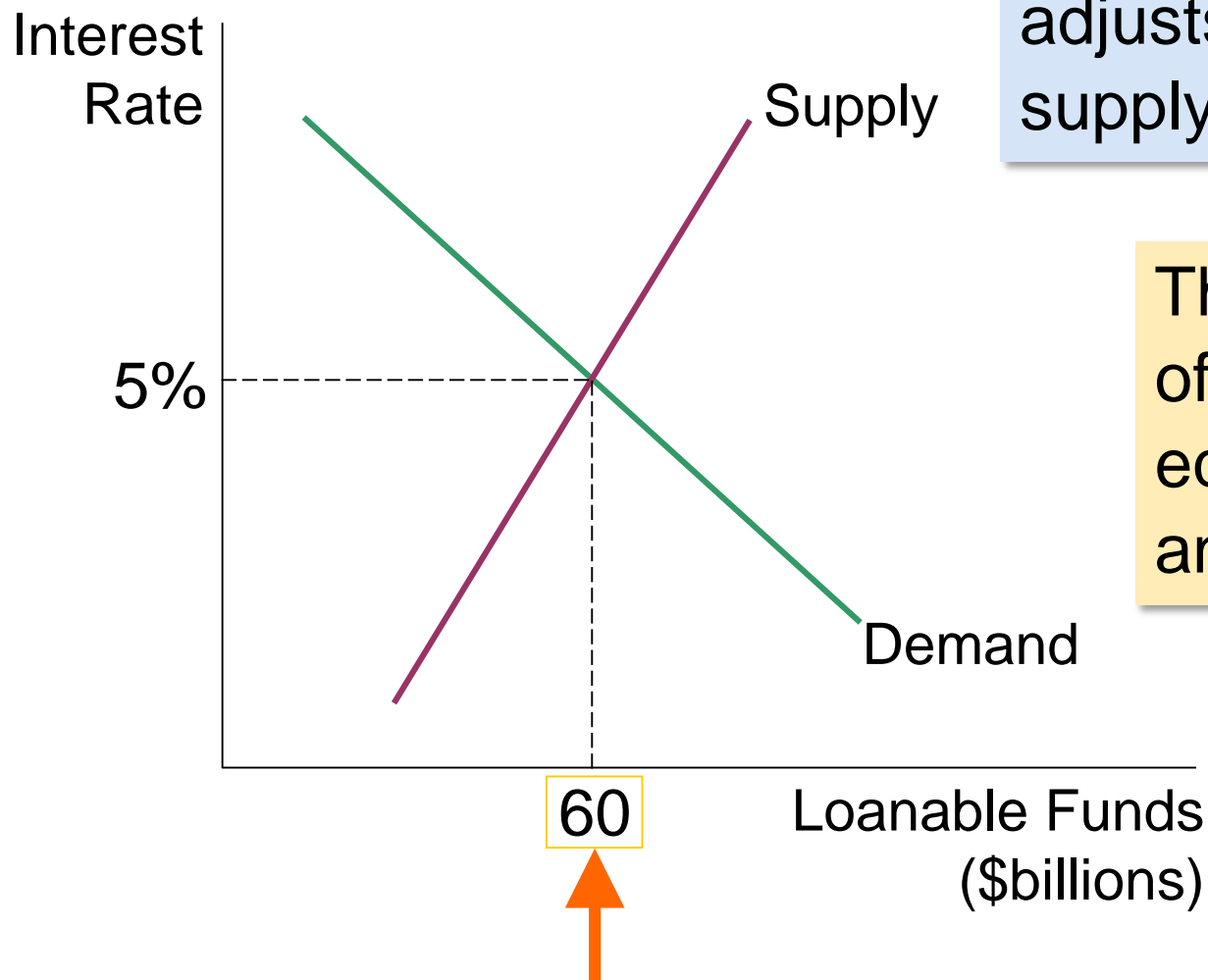
- Firms borrow the funds they need to pay for new equipment, factories, etc.
- Households borrow the funds they need to purchase new houses.

The Slope of the Demand Curve



A fall in the interest rate reduces the cost of borrowing, which increases the quantity of loanable funds demanded.

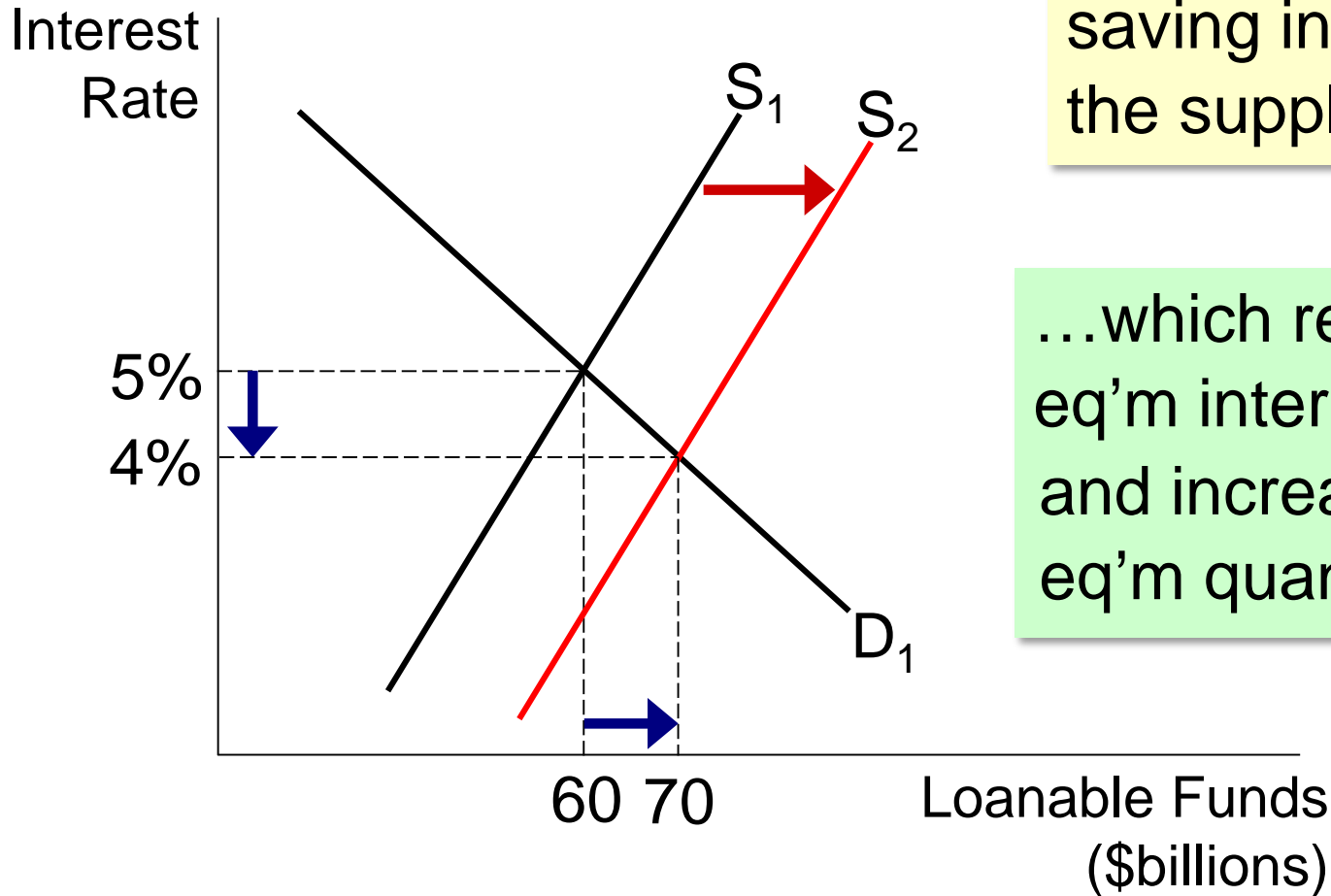
Equilibrium



The interest rate adjusts to equate supply and demand.

The eq'm quantity of L.F. equals eq'm investment and eq'm saving.

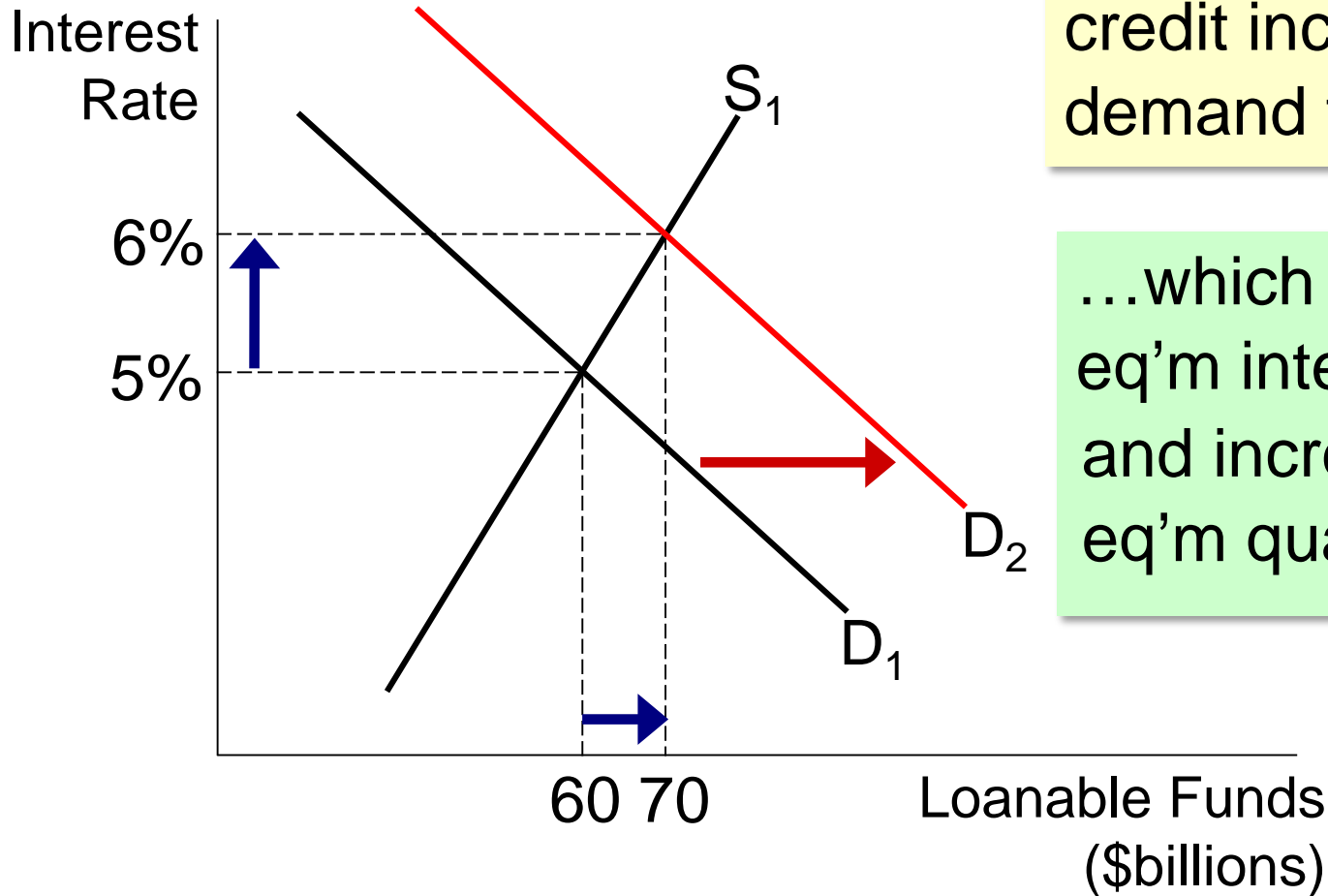
Policy 1: Saving Incentives



Tax incentives for saving increase the supply of L.F.

...which reduces the eq'm interest rate and increases the eq'm quantity of L.F.

Policy 2: Investment Incentives



An investment tax credit increases the demand for L.F.

...which raises the eq'm interest rate and increases the eq'm quantity of L.F.

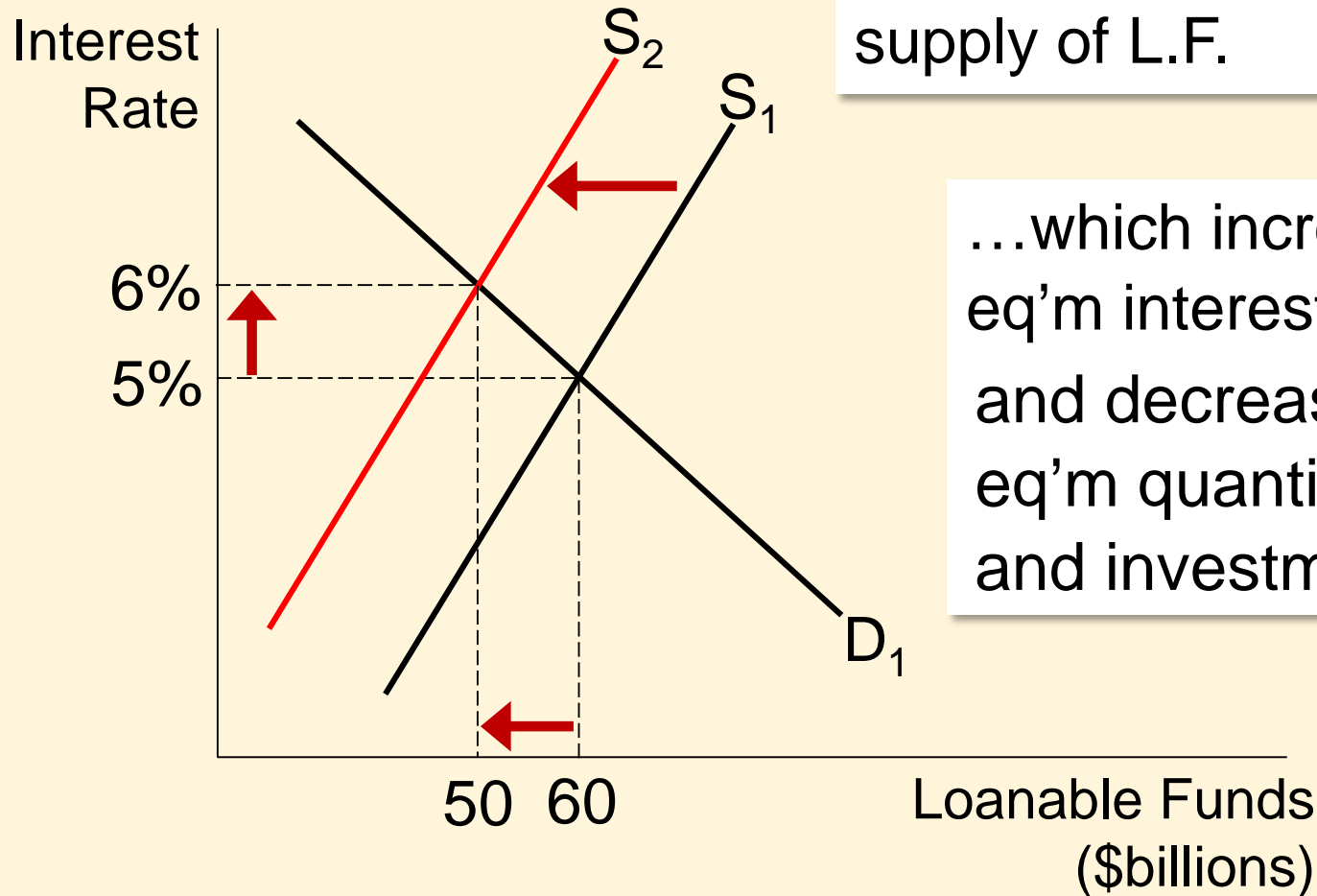
Budget deficits

- Use the loanable funds model to analyze the effects of a government budget deficit:
 - Draw the diagram showing the initial equilibrium.
 - Determine which curve shifts when the government runs a budget deficit.
 - Draw the new curve on your diagram.
 - What happens to the equilibrium values of the interest rate and investment?

ACTIVE LEARNING 2

Answers

A budget deficit reduces national saving and the supply of L.F.



...which increases the eq'm interest rate and decreases the eq'm quantity of L.F. and investment.

Budget Deficits, Crowding Out, and Long-Run Growth

- Our analysis: Increase in budget deficit causes fall in investment.

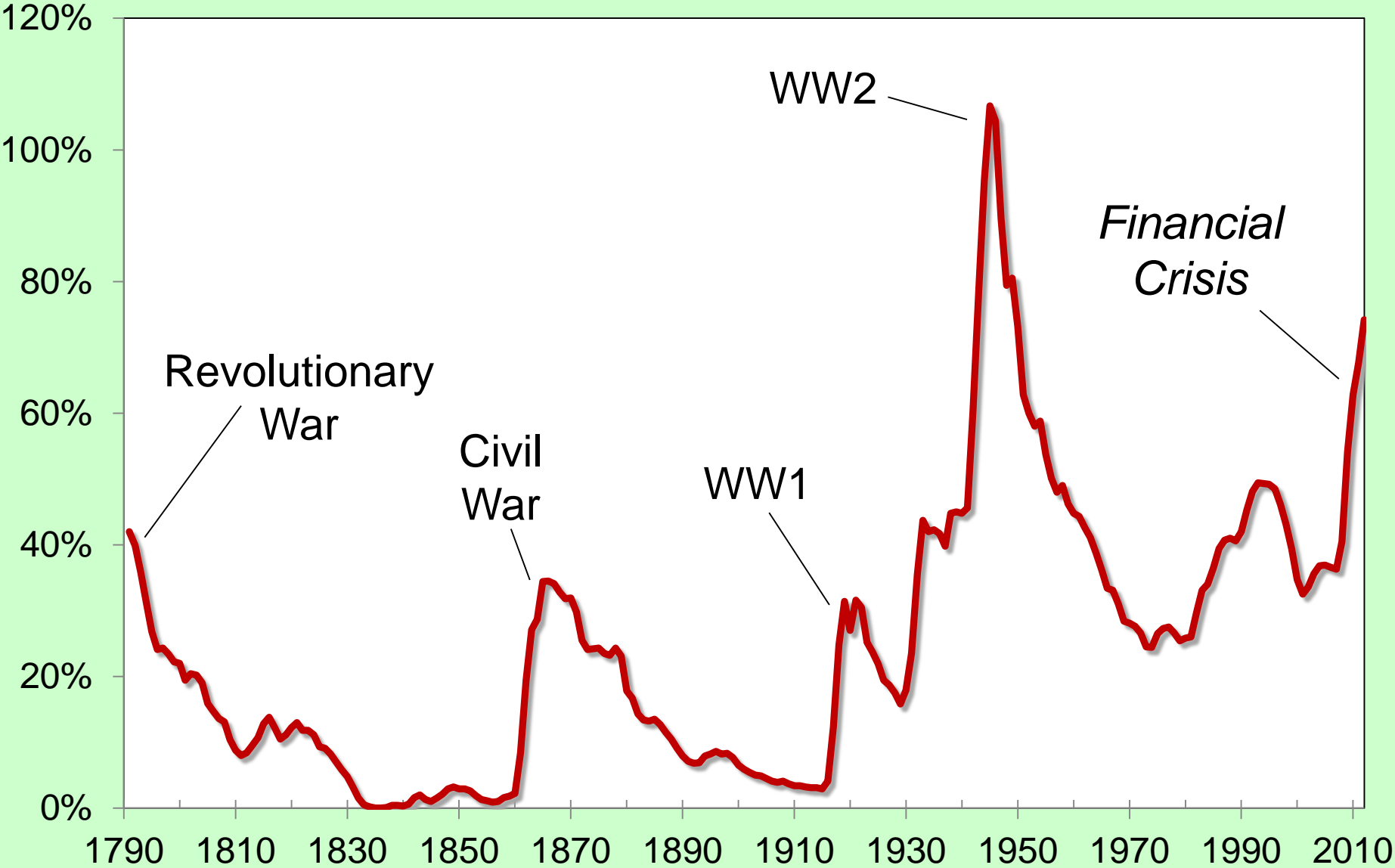
The govt borrows to finance its deficit, leaving less funds available for investment.

- This is called **crowding out**.
- Recall from the preceding chapter: Investment is important for long-run economic growth. Hence, budget deficits reduce the economy's growth rate and future standard of living.

The U.S. Government Debt

- The government finances deficits by borrowing (selling government bonds).
- Persistent deficits lead to a rising govt debt.
- The ratio of govt debt to GDP is a useful measure of the government's indebtedness relative to its ability to raise tax revenue.
- Historically, the debt-GDP ratio usually rises during wartime and falls during peacetime—until the early 1980s.

U.S. Government Debt as a Percentage of GNP, 1790–2012



CONCLUSION

- Like many other markets, financial markets are governed by the forces of supply and demand.
- One of the Ten Principles from Chapter 1:
Markets are usually a good way to organize economic activity.

Financial markets help allocate the economy's scarce resources to their most efficient uses.

- Financial markets also link the present to the future: They enable savers to convert current income into future purchasing power, and borrowers to acquire capital to produce goods and services in the future.

Summary

- The U.S. financial system is made up of many types of financial institutions, like the stock and bond markets, banks, and mutual funds.
- National saving equals private saving plus public saving.
- In a closed economy, national saving equals investment. The financial system makes this happen.

Summary

- The supply of loanable funds comes from saving. The demand for funds comes from investment. The interest rate adjusts to balance supply and demand in the loanable funds market.
- A government budget deficit is negative public saving, so it reduces national saving, the supply of funds available to finance investment.
- When a budget deficit crowds out investment, it reduces the growth of productivity and GDP.